

# EV Charging Single Phase Inverter

The world's first EV  
charging inverter



Increase your revenue with the world's first EV charging PV inverter. It offers users the ability to charge electric vehicles up to six times faster than a standard Level 1 charger through an innovative solar boost mode that utilizes grid and PV charging simultaneously.

Your customers will save money, time and hassle compared to purchasing and installing an EV charger and PV inverter separately, which will require additional wiring, conduit, and circuit breaker. The EV charging inverter saves space and eliminates a potential main distribution panel upgrade.

Whether your customer owns an EV now or just wants to be EV-ready, drive your business into the future with SolarEdge.

**solar**edge

# / Key Benefits



Combines sun and grid power for charging up to six times faster than standard EV chargers using existing electricity infrastructure



Fully integrated with the SolarEdge monitoring platform



Reduces workload and costs of installing a standalone EV charger and a PV inverter



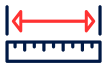
Built-in meter enables separate tracking of EV power usage for visibility and control



12-year warranty <sup>(1)</sup>, extendable to 20 or 25 years



Optional built-in Revenue Grade Meter (RGM)



Saves space on main distribution panel to avoid potential upgrade



Demand-Response ready

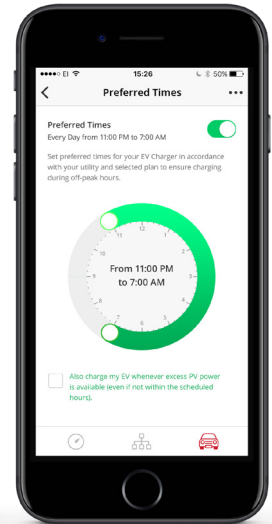
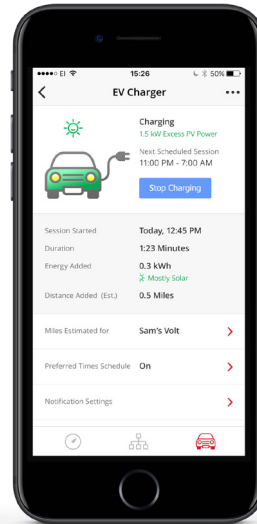



# / Full Visibility and Control

The SolarEdge EV charging single phase inverter supports full network connectivity and integrates seamlessly with the SolarEdge monitoring platform. Homeowners can track their charging status, control vehicle charging, and set charging schedules.

## Feature Highlights

- / Smart-scheduling for use with Time of Use (TOU) rates — charge from the grid during off-peak hours
- / Track PV, EV, and grid consumption for visibility and control of household energy usage
- / Remote operation via mobile app — turn charging on and off directly from your smartphone
- / View charging duration, charge energy, and percent charge from PV



# / EV Charging Comparison

EV Charger Level 1  
(1.44 kW 12A@120Vac)

SolarEdge EV Charger Level 2  
with Solar Boost Mode  
Charging speed depends on PV  
production  
(Maximum 9.6 kW 40A@ 240Vac)<sup>(2)</sup>

Added miles per 1 hour of charging <sup>(3)</sup>	5 miles	25 to 30 miles
Charge time needed to meet average daily mileage <sup>(3)</sup>	6.5 hours	1 to 1.5 hours

<sup>1</sup> Cable and connector are not included

<sup>2</sup> Check your car manual for maximum charge rate

<sup>3</sup> Assuming 3 miles/kWh and with a US household average driving distance of 29 miles per day (source: <https://www.bts.gov/statistical-products/surveys/national-household-travel-survey-daily-travel-quick-facts>)

# / EV Charging Single Phase Inverter

for North America SE3800H-US / SE5000H-US / SE6000H-US / SE7600H-US

## INVERTER SPECIFICATIONS:

	SE3800H-US	SE5000H-US	SE6000H-US	SE7600H-US	
<b>OUTPUT</b>					
Rated AC Power Output	3800 @ 240V	5000	6000 @ 240V 5000 @ 208V	7600	VA
Max. AC Power Output	3800 @ 240V	5000	6000 @ 240V 5000 @ 208V	7600	VA
AC Output Voltage Min.-Nom.-Max. (183 - 208 - 229)	3	-	3	-	Vac
AC Output Voltage Min.-Nom.-Max. (211 - 240 - 264)	3	3	3	3	Vac
AC Frequency (Nominal)	-	59.3 - 60 - 60.5 <sup>(1)</sup>	-	-	Hz
Maximum Continuous Output Current 208V	16	-	24	-	A
Maximum Continuous Output Current @240V	16	21	25	32	A
GFDI Threshold	-	-	1	-	A
Utility Monitoring, Islanding Protection, Country Configurable Thresholds	-	-	Yes	-	-
<b>INPUT</b>					
Maximum DC Power @240V	5900	7750	9300	11800	W
Maximum DC Power @208V	5100	-	7750	-	-
Transformer-less, Ungrounded	-	-	Yes	-	-
Maximum Input Voltage	-	-	480	-	Vdc
Nominal DC Input Voltage	-	380	-	400	Vdc
Maximum Input Current 208V	9	-	13.5	-	Adc
Maximum Input Current @240V	10.5	13.5	16.5	20	Adc
Max. Input Short Circuit Current	-	-	45	-	Adc
Reverse-Polarity Protection	-	-	Yes	-	-
Ground-Fault Isolation Detection	-	-	600ka Sensitivity	-	-
Maximum Inverter Efficiency	-	-	99.2	-	%
CEC Weighted Efficiency	-	-	99	-	%
Nighttime Power Consumption	-	-	< 2.5	-	W
<b>ADDITIONAL FEATURES</b>					
Supported Communication Interfaces	-	RS485, Ethernet, ZigBee (optional), Cellular (optional) <sup>(5)</sup>	-	-	-
Revenue Grade Data, ANSI C12.20	-	-	Optional <sup>(2)</sup>	-	-
Rapid Shutdown - NEC 2014 and 2017 690.12	-	-	Automatic Rapid Shutdown upon AC Grid Disconnect	-	-
<b>STANDARD COMPLIANCE</b>					
Safety	UL1741, UL1741 SA, UL1699B, CSA C22.2, Canadian AFCI according to T.I.L. M-07				
Grid Connection Standards	IEEE1547, Rule 21, Rule 14 (HI)				
Emissions	FCC Part 15 Class B				
<b>INSTALLATION SPECIFICATIONS</b>					
AC Output Conduit Size / AWG Range	3/4" minimum / 20-4 AWG				
DC Input Conduit Size / # of Strings / AWG Range	3/4" minimum / 1-2 strings / 14-6 AWG				
Dimensions with Safety Switch (HxWxD)	17.7 x 14.6 x 6.8 / 450 x 370 x 174				
Weight with Safety Switch	22 / 10	25.1 / 11.4	26.2 / 11.9	-	in / mm lb / kg
Noise	< 25				
Cooling	Natural Convection				
Operating Temperature Range	-13 to +140 / -25 to +60 <sup>(3)</sup> (-40°F / -40°C option) <sup>(4)</sup>				
Protection Rating	NEMA 3R (Inverter with Safety Switch)				

<sup>(1)</sup> For other regional settings please contact SolarEdge support <sup>(2)</sup> Revenue grade inverter P/N: SExxxxH-US000NCC2 <sup>(3)</sup> For power de-rating information refer to: <https://www.solaredge.com/sites/default/files/se-temperature-derating-note-na.pdf> <sup>(4)</sup> -40 version P/N: SExxxxH-US000NNU

## EV CHARGER AND EV CHARGER CABLE SPECIFICATIONS:

<b>OUTPUT — AC</b>		
Charging Level	AC Level 2	
Rated AC Power Output (grid & PV)	Connection to the SolarEdge monitoring platform is required for first EV charging	
Nominal AC Output Voltage	9600	W
Nominal AC Frequency	240	Vac
Maximum Continuous Output Current @240V (grid & PV)	60	Hz
Ground Fault Detection Threshold	40	Aac
	5	mA
<b>ADDITIONAL FEATURES</b>		
EV Charger Status LEDs, Fault Indicator	Yes	
EV Charger Unplugging Detection	Yes, current termination according to SAE J1772	
EV Charger Ground Connection Monitoring	Yes, continuous	
EV Charger Configuration	Via the monitoring app; Ethernet or ZigBee connection is required <sup>(5)</sup>	
<b>STANDARD COMPLIANCE</b>		
Safety <sup>(6)</sup>	UL2594, UL2231-1, UL2231-2, NEC Article 625 compliant	
EV Charger	SAE J1772-2009	
<b>INSTALLATION SPECIFICATIONS</b>		
EV Charger Connector	SAE J1772-2009	
EV Charger Cable Length <sup>(7)</sup>	25 / 7.6 (15 / 4.6 option)	
EV Charger Cable Weight	12.5 / 5.7 (7.7 / 3.5 for 15ft / 4.6m option)	
EV Charger Cable Operating Temperature Range	-22 to 122 / -30 to +50	
Protection Rating (connected to EV or with dust cap)	NEMA 3R	

<sup>(5)</sup> Cellular connection may be used; requires a SIM card with a 50MB data plan that should be purchased from a cellular provider; a SolarEdge data plan supports activation only

<sup>(6)</sup> Pending certification <sup>(7)</sup> EV charger cable ordered separately



© SolarEdge Technologies, Inc. All rights reserved. SOLAREEDGE, the SolarEdge logo, OPTIMIZED BY SOLAREEDGE are trademarks or registered trademarks of SolarEdge Technologies, Inc. All other trademarks mentioned herein are trademarks of their respective owners. Rev: 09/2018/V01/ENG NAM. Subject to change without notice.

