

升级文档

Local Upgrade Document

注意：为区分升级前后固件变化，最好提前拍固件版本信息的照片，点击“ESC”键，选择2，查询--3，软件版本，查看版本。

Note: To distinguish the firmware changes before and after the upgrade, it is best to take a picture of the firmware version information in advance, click "ESC" key, select 2, query --3, software version, view the version.

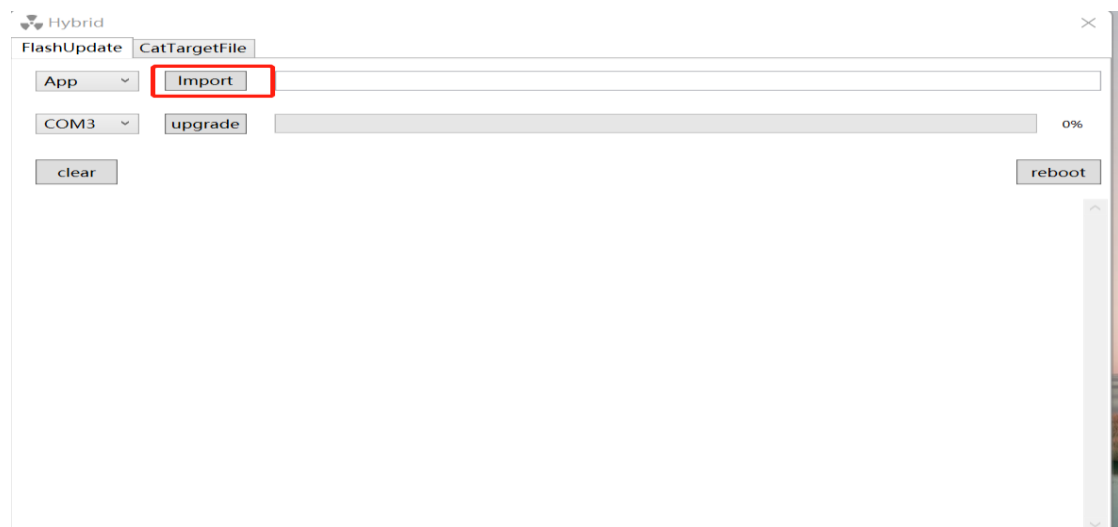
1.选择升级需要的连接线，不同机器需要的连接线不一样，Typ-C 或者 USB 线,一般随箱配件有

Select the connection cable needed for upgrading. Different inverters need different connection cables, such as Typ-C or USB cable, which are usually included with the accessories of the box.;



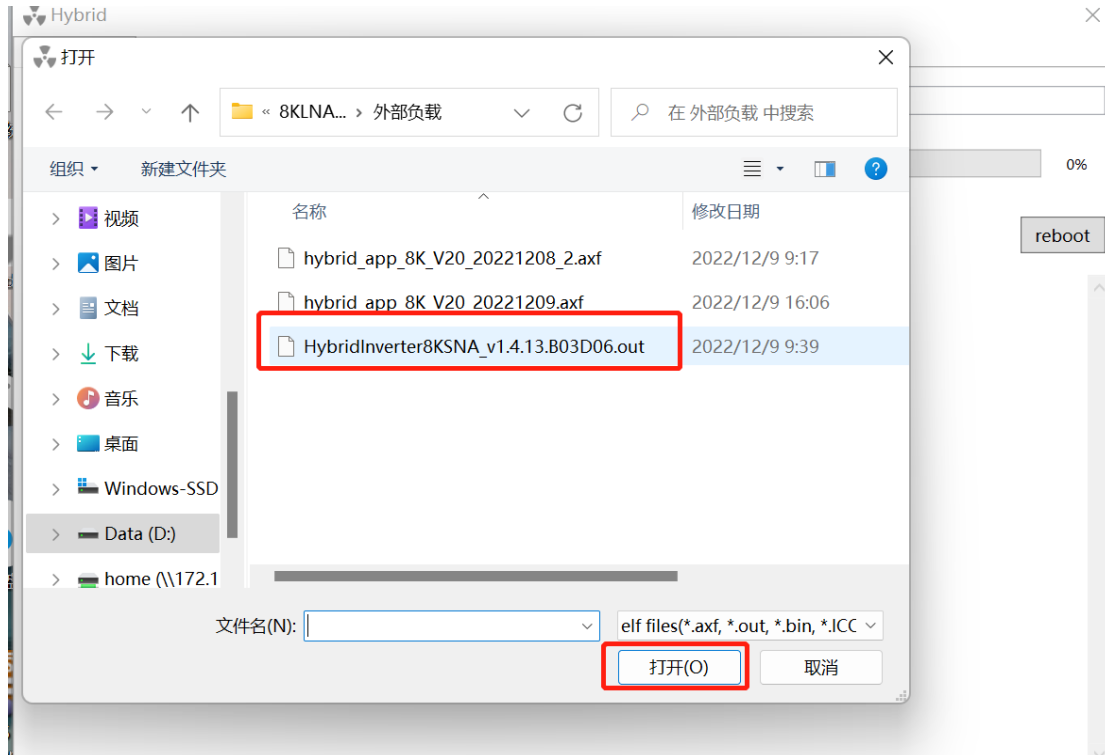
1, 打开软件“Hybrid”，点击“Import”，进入存放固件的文件夹

Open APP "Hybrid" and click "Import" to enter the folder where the firmware is stored;



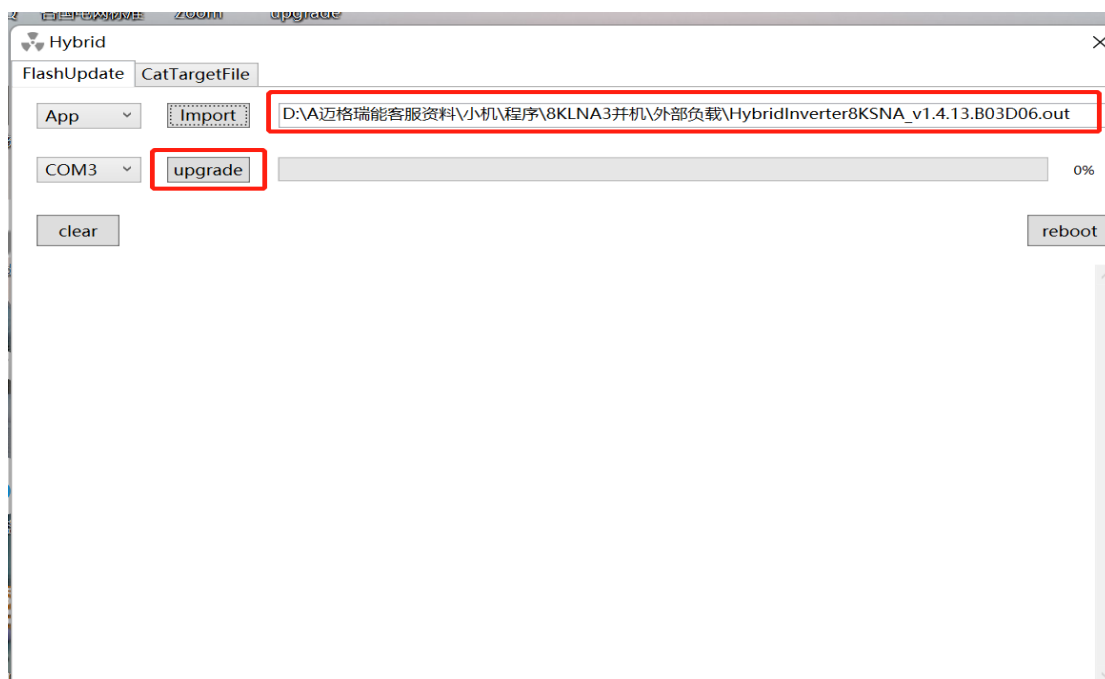
2, 选择需要升级的 DSP 固件, 点击“打开”, 回到软件主页

Select the DSP firmware to be upgraded and click "Open" to return to the software homepage;

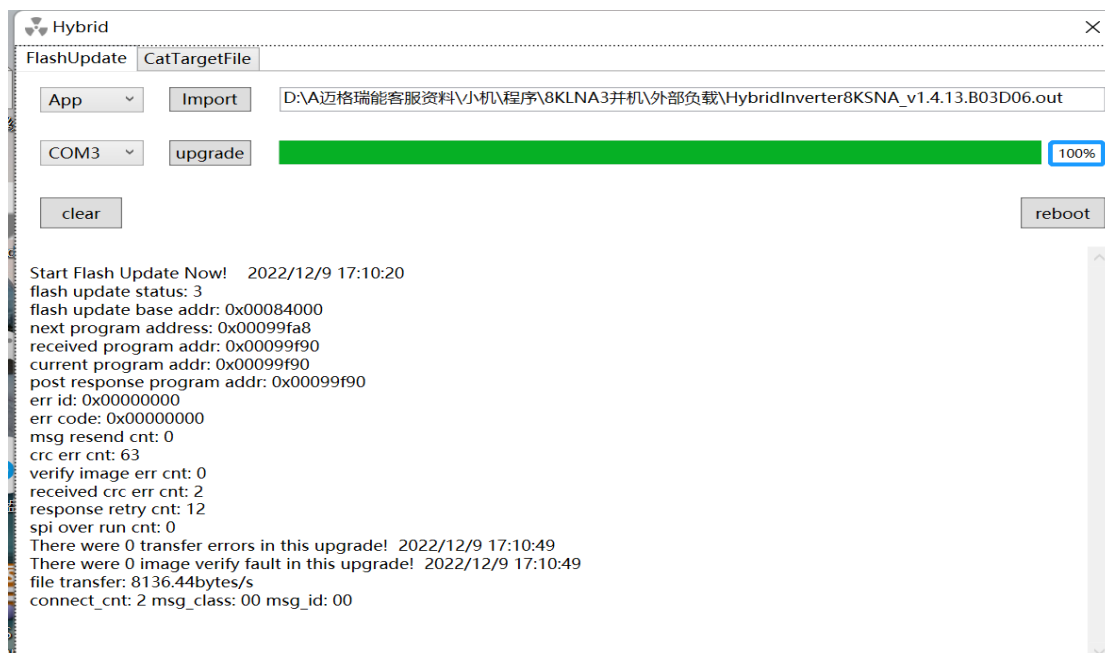
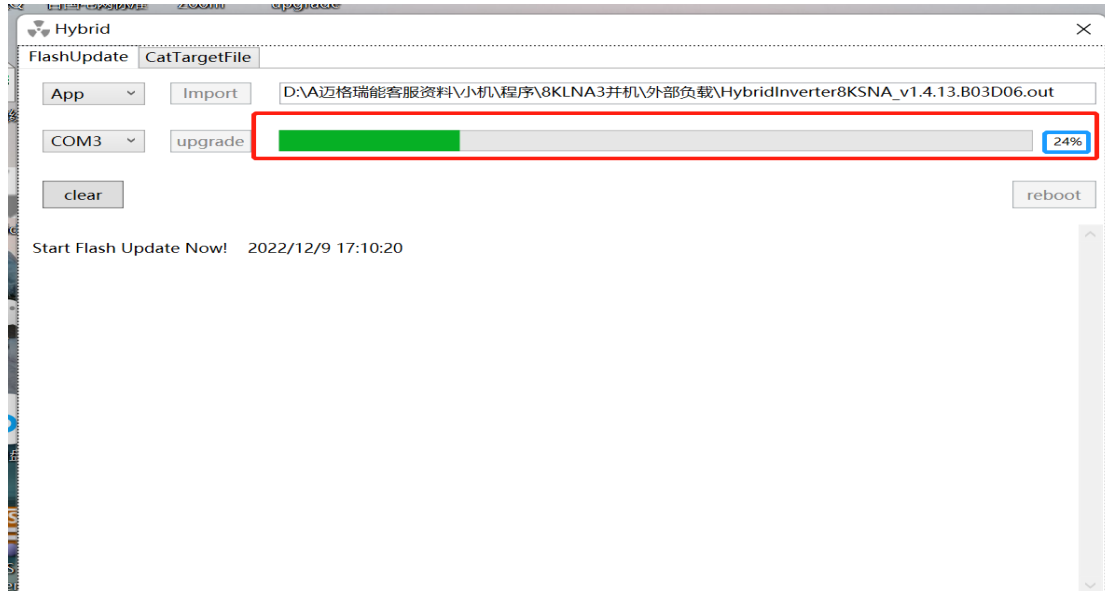


3, 再次确认是需要升级的版本后, 点击“upgrade”, 升级

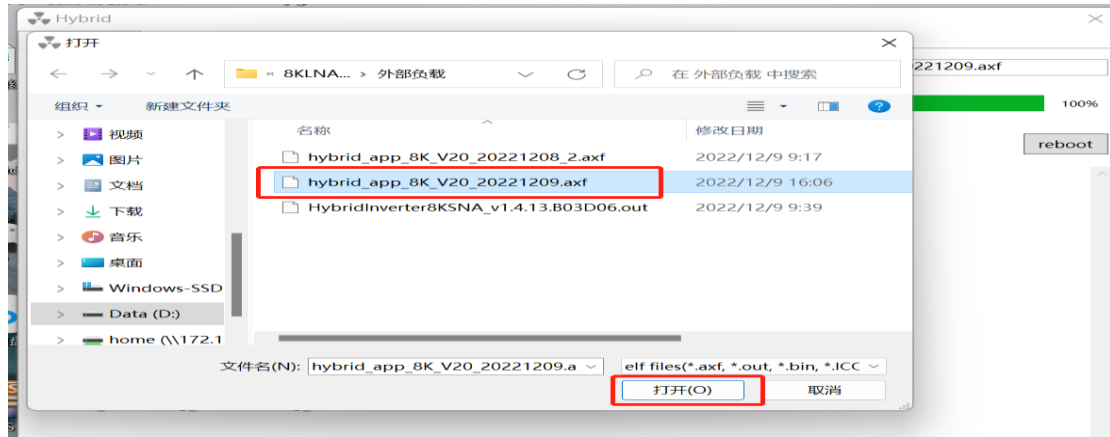
After confirming the version to be upgraded, click "upgrade" to upgrade the version;



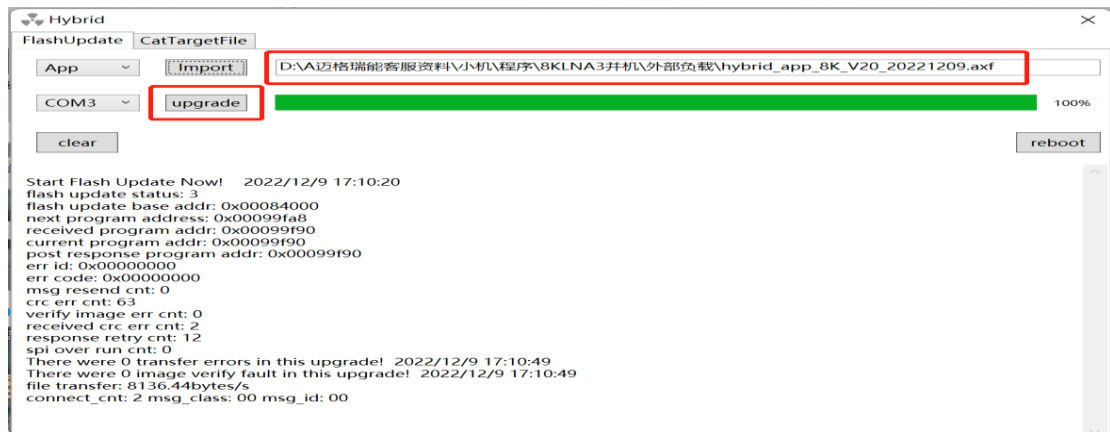
4, 查看进度条是否变化, 当进度条走到 100%, DSP 升级完成 Check whether the progress bar changes. When the progress bar reaches 100%, the DSP upgrade is complete;

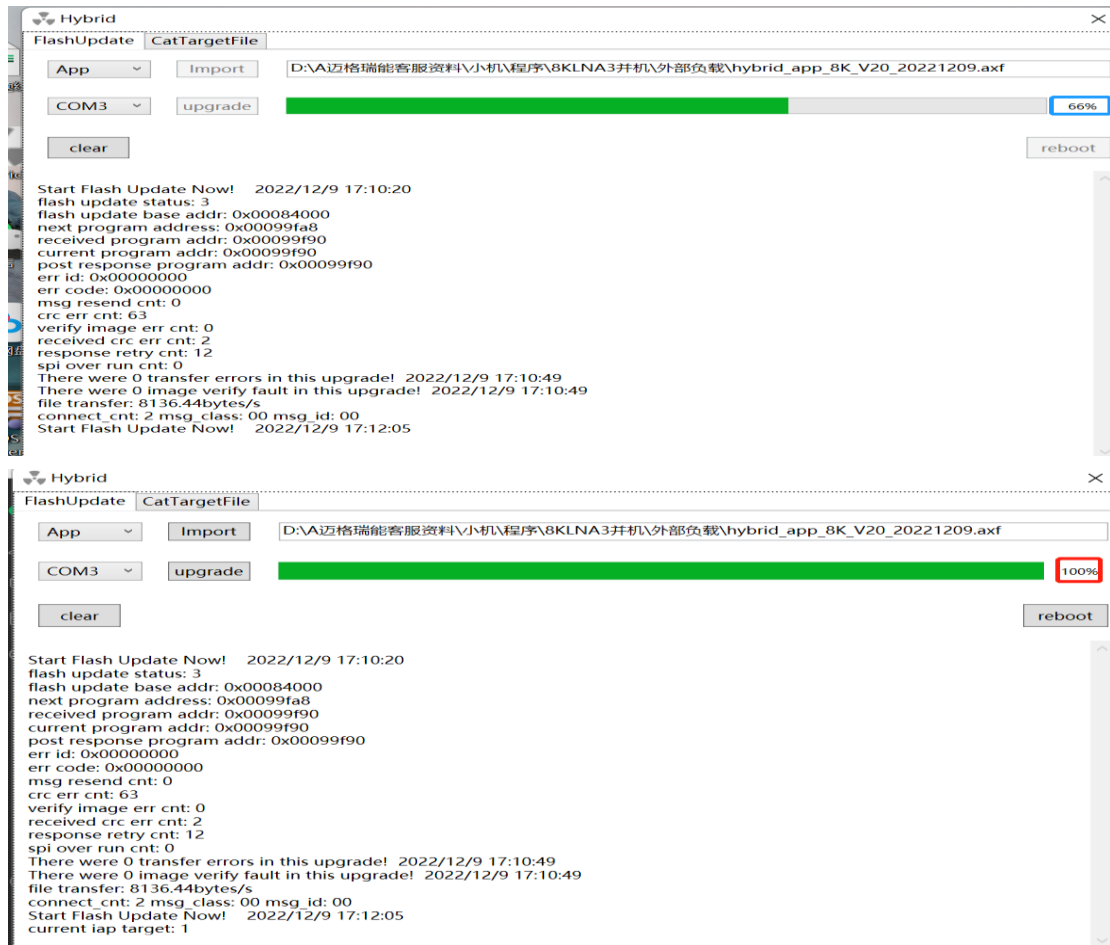


5, 点击"Import", 进入存放固件的文件夹, 选择需要升级的"ARM"固件, 点击"打开"
Click "Import" to enter the folder where the firmware is stored. Select the "ARM" firmware to be upgraded and click "Open".;



6, 确定版本, 点击"upgrade", 查看进度条, 100%时 ARM 完成
To confirm the version, click "upgrade" and view the progress bar. The ARM upgrade is completed at 100%;





7, DSP、ARM 都升级成功后, 在逆变器屏幕, 点击“ESC”键, 选择 2, 查询--3, 软件版本, 查看升级后固件版本和升级前固件版本是否改变, 若不知道怎么区分版本, 可在升级前拍下原来版本做对比, 不同机型和固件, 版本变化可以是红色圈内或者蓝色圈内

After DSP and ARM are upgraded successfully, click "ESC" on the inverter screen, select 2, query --3, software version, check whether the firmware version after upgrade and the firmware version before upgrade change. If you do not know how to distinguish the versions, you can take a picture of the original version before upgrade for comparison. For different models and firmware, the version change can be in the red circle or the blue circle;

——软件版本——

ARM: V1.03.06

DSP: V1.04.06

200100

130306